

**WKU<sup>®</sup>**  
**WINTER**  
**TERM** **ANNUAL REPORT**  
**2014**



**YOU'LL BE GLAD YOU DID!**



**Winter Term**  
**2355 Nashville Road**  
**Knicely Conference Center 129**  
**Bowling Green, KY 42101**

**Phone: 270.745.2478**  
**Email: [winter.term@wku.edu](mailto:winter.term@wku.edu)**  
**Web: [www.wku.edu/winter](http://www.wku.edu/winter)**

**A unit of WKU Extended Learning & Outreach**

*WKU is an equal opportunity institution of higher education and upon request provides reasonable accommodation to individuals with disabilities. [www.wku.edu/eoo](http://www.wku.edu/eoo)*

# WKU WINTER TERM

## 2014 ANNUAL REPORT

### Table of Contents

|  |             |
|--|-------------|
| Mission, Definitions, Acknowledgments..... | Page 4      |
| Winter at a Glance.....                    | Page 5      |
| Winter Highlights.....                     | Page 6      |
| Study Away and Study Abroad.....           | Page 7      |
| Student Demographic Profile.....           | Page 8      |
| Enrollment Trends.....                     | Page 9      |
| Student Type Head Count Comparison.....    | Page 10     |
| Winter Data by College.....                | Page 11     |
| Faculty Stipend Data by College.....       | Page 12     |
| Winter Tuition Rates Around Kentucky.....  | Page 13     |
| Winter Marketing Plan.....                 | Page 14     |
| Appendix.....                              | Pages 15-26 |

# ABOUT WKU WINTER TERM

## MISSION

The Office of Winter Term supports the overall mission of Western Kentucky University by providing opportunities that will benefit students and faculty. We work to maintain optimal enrollment during Winter Term as we extend access to lifelong learners. We address students' emerging needs in order to enhance student success at Western Kentucky University.

## DEFINITIONS

**Sections:** Courses may have multiple sections offered in the same term and each of the sections are counted

**Enrollment:** Registration in course sections

**Head count:** Students registered for more than one course are counted only once during the term

**Course:** Courses are different by subject and course number. For example, a single course could encompass 3 sections for ENG 200 taught by 3 instructors

## ACKNOWLEDGMENTS

We thank the Information Technology Division for supplying the data on enrollments and student counts for this report.

WKU Extended Learning & Outreach  
Dr. Beth Laves, Associate Vice President

Academic Outreach  
Laura Ricke, Director

Office of Summer Sessions & Winter Term  
Alicia Bingham, Coordinator



# WINTER AT A GLANCE

## CALENDAR

- October 7: Winter registration began
- December 6: Tuition bills sent to students
- January 6: Winter classes begin
- January 20: University closed (MLK Day)
- January 24: Winter final exams
- January 27: Spring semester began



## TUITION AND FEES

(Per credit hour)

### Undergraduate

- Resident: \$363.42
- Non-resident: \$927
- Online: \$445
- Tuition Incentive Program: \$482

### Graduate

- Resident: \$490
- Non-resident: \$640
- Online: \$588

## WINTER HOUSING

### Housing Options

- Northeast Hall
- Southwest Hall

### Housing Costs

- Double Room (living with a roommate): \$120 per week
- Private Room: \$180 per week

## STUDENT COURSE LOAD

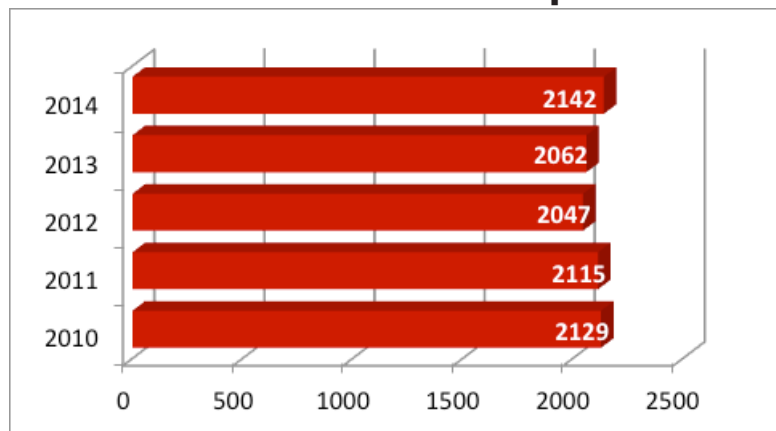
Winter Term course load is restricted to a maximum of four (4) semester hours.

# WINTER HIGHLIGHTS

## ENROLLMENT

Winter Term student headcount, enrollment and student credit hours were all up in 2014. There were 2,142 students in Winter Term 2014 – the highest in four years. Course enrollment was up over 4% with 2,243 in 2014 (compared to 2,154 in 2013). In 2013, student credit hour production was 6,081.5 – increasing to 6,372 (4.58% increase) in 2014. There were 282 sections in 2014, a near 3% increase over 2013.

## Student Head Count Comparison



## 35 NEW COURSES!

**ARC 401** - Chinese Language & Culture

**COMM 362** - Organizational Comm

**FILM 201** - Introduction to Cinema

**PS 549** - Sem/Prob in Public Admin

**SOCL 360** - Rural & Urban Communities

**EDLD 710** - Leadership Theories and Ethics

**EDLD 795** - Advanced Topics Ed Leadership

**LME 550** - Emerging Tech in Education

**PSY 371** - Psy/Sales Behav

**PSY 405** - Cognitive Psy

**TCHL 540** - Instructional Strategies

**TCHL 544** - Equitable Schools

**TCHL 548** - Managing Learning Environment

**TCHL 558** - Assess III: Classroom Tests

**DPT 715** - Patient Care Techniques

**PH 365** - Human Sexuality

**PH 582** - Epidemiology

**PSA 515** - Rec Sport Facility Development

**RSA 519** - Fiscal Practices in Recreation

**SPM 300** - Public Policy in Sport

**SPM 456** - Adv Studies in Sport

**SWRK 573** - Assess Case Mgt Child Sex Abuse

**SWRK 574** - Enhance Safety & Perm Children

**BIO 275C** - Human Pathophysiology

**BUS 259C** - Employee Benefits Programs

**DRDG 080C** - College Reading Strategies

**ENGL 200C** - Intro to Literature

**FOLK 280C** - Cultural Diversity in the US

**LEAD 475** - Adaptive Leadership

**PSYC 100C** - Psychology

**AGEC 366** - Agriculture Sales/Service

**AGRO 475** - Genetically Modified Organisms

**BIOL 317** - Plant Pathology

**BIOL 446** - Biochemistry I

**HORT 209** - Introduction to Floral Design

## CAMPUS PARTICIPATION

There were 282 sections of courses offered at the Bowling Green, Elizabethtown and Glasgow campuses, as well as online, through Study Abroad and Study Away. The number of sections has grown 61% since 2006 when Winter Term began. All colleges participated in Winter Term 2014 including 228 faculty.

# STUDY AWAY

Two new courses were added in Winter Term 2014 that allowed students to travel within the United States. Through Geographic Exploration of Hawaii, students explored the islands by air, land and sea in order to experience its complex and unique cultures and geography. This course had 10 undergraduate and 3 graduate student participants.

The second new course for 2014 was Sundance Film Festival, which took students to Utah to study the production and distribution of independent film. Students participated in the Sundance Film Festival and met filmmakers through a series of screenings, panels, course lectures and class assignments. This course had 22 students. Study away doubled in course enrollment from 2013 to 2014 with 63 enrollments in 11 classes.



# STUDY ABROAD

There were 140 students that studied abroad during Winter Term 2014:

- 133 through WKU faculty led programs
- 4 through consortia
- 3 through third party providers

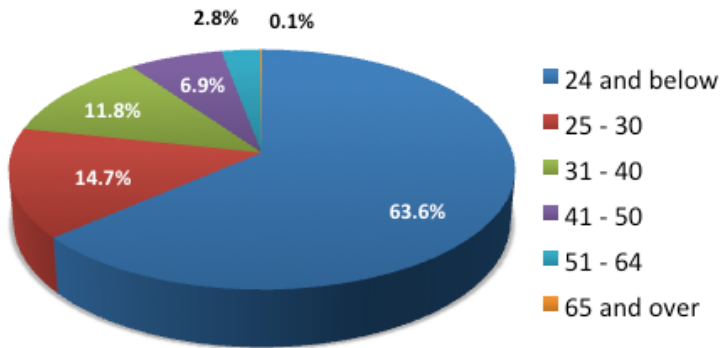
Locations for 2014 included: Australia, Belize, China, Costa Rica, Cuba, Ecuador, France, Kenya and Peru.



# STUDENT DEMOGRAPHIC PROFILE



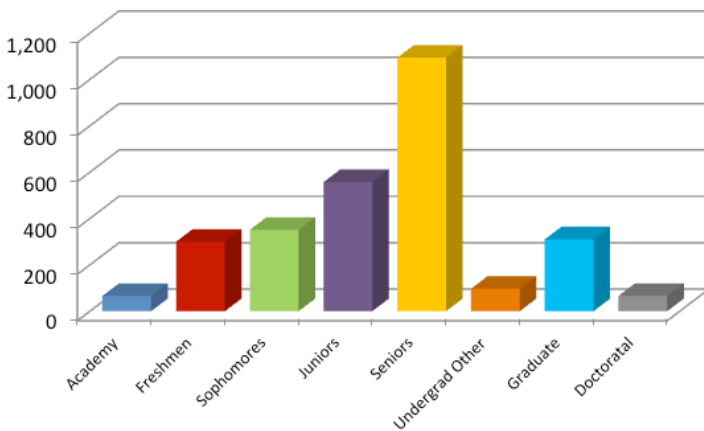
## AGE



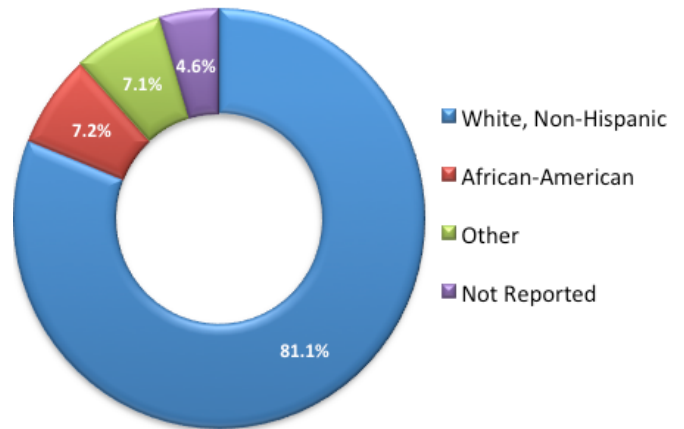
## GENDER



## STUDENT TYPE

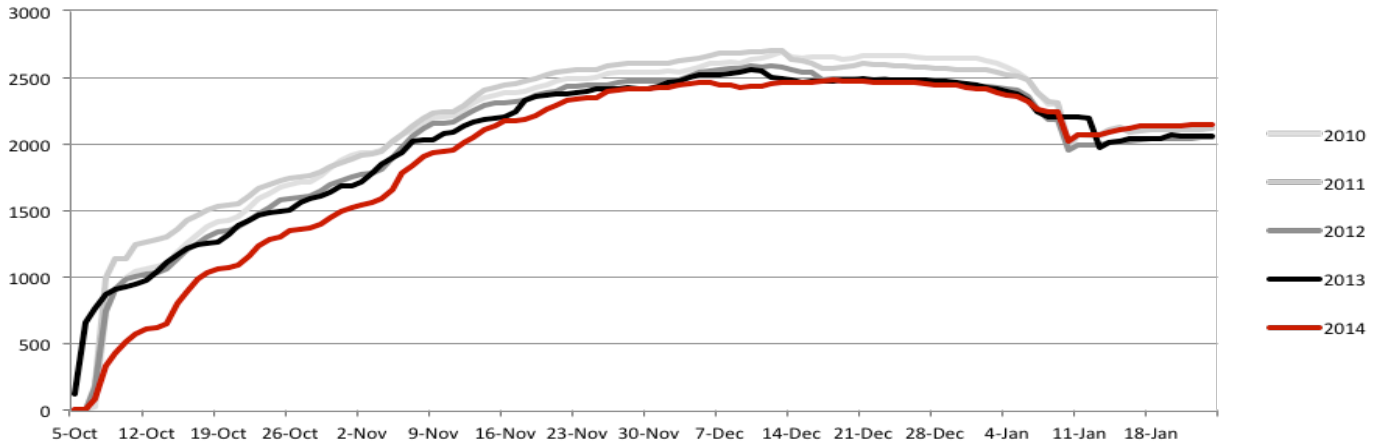


## ETHNICITY





# ENROLLMENT TRENDS

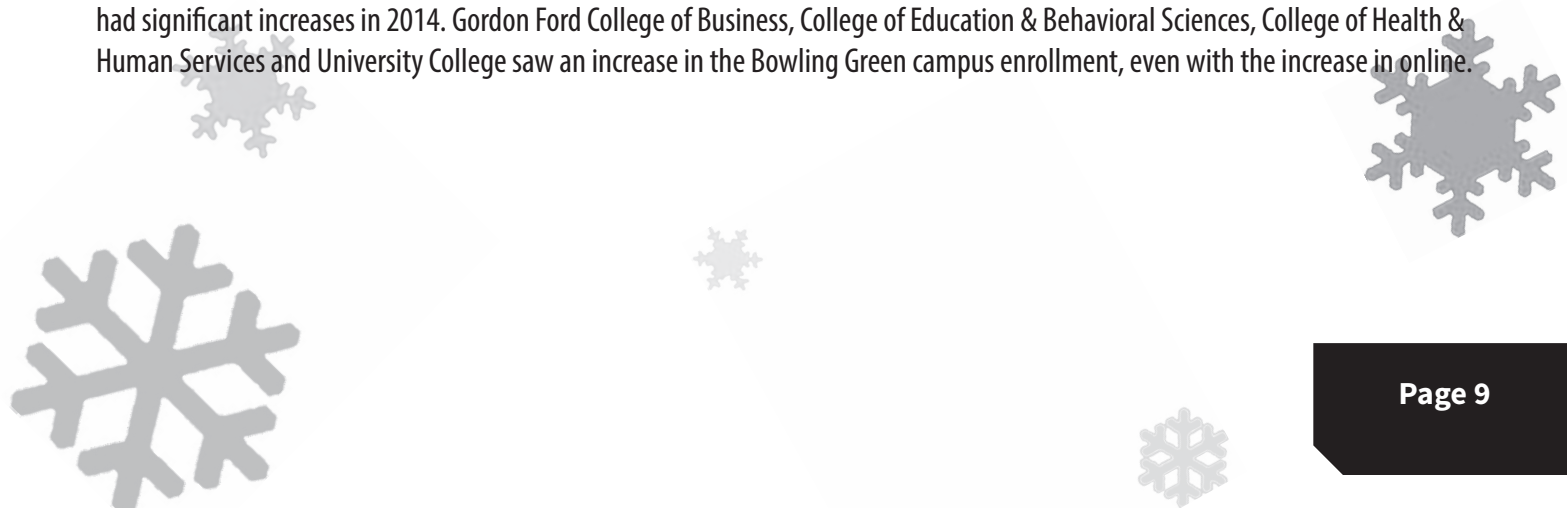


Winter Term registration began on October 7, 2013. There was a much slower pace of registrations this year; however, the same typical peak during the week before fall semester finals. The number of students dropped for nonpayment decreased between 2013 and 2014, leaving Winter Term 2014 with 2,142 students.

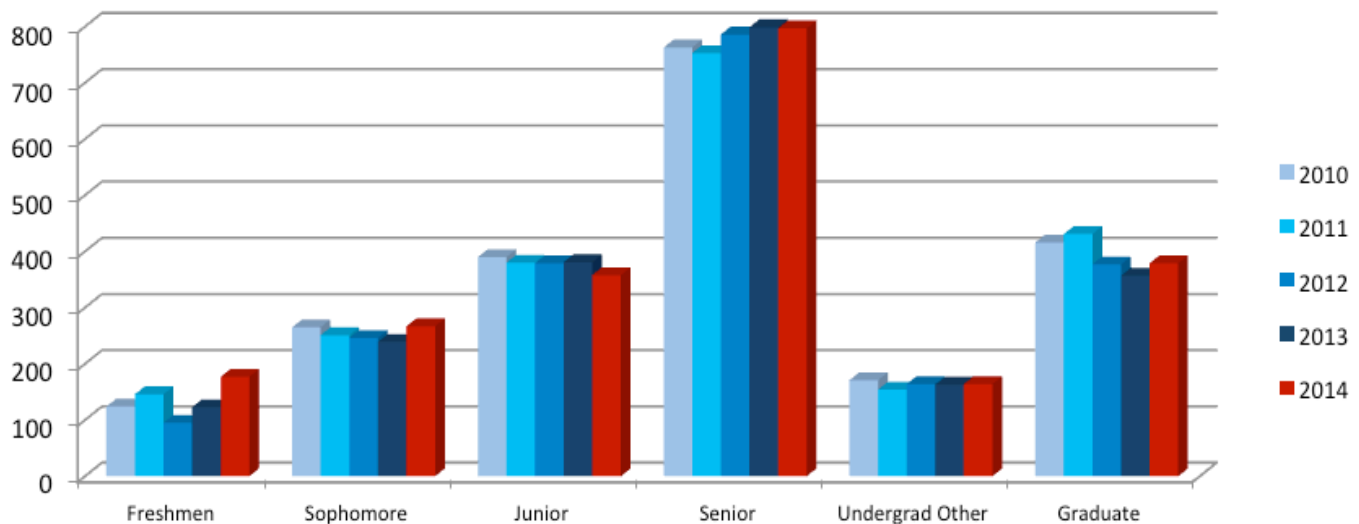
|                                | 2010  |     |       | 2011  |     |       | 2012  |     |       | 2013  |     |       | 2014  |     |       |
|--------------------------------|-------|-----|-------|-------|-----|-------|-------|-----|-------|-------|-----|-------|-------|-----|-------|
|                                | UG    | GR  | Total | UG    | GR  | Total | UG    | GR  | Total | UG    | GR  | Total | UG    | GR  | Total |
| BG Campus                      | 591   | 41  | 632   | 677   | 65  | 742   | 550   | 68  | 618   | 527   | 39  | 566   | 377   | 72  | 449   |
| Online                         | 988   | 268 | 1,256 | 935   | 295 | 1,230 | 993   | 230 | 1,223 | 1,079 | 240 | 1,319 | 1,187 | 260 | 1,447 |
| Regional Campus                | 31    | 3   | 34    | 6     | 1   | 7     | 24    | 8   | 32    | 23    | 0   | 23    | 5     | 0   | 5     |
| Evening                        | 56    | 12  | 68    | 36    | 11  | 47    | 17    | 14  | 31    | 12    | 0   | 12    | 20    | 0   | 20    |
| Weekend                        | 3     | 71  | 74    | 0     | 59  | 59    | 0     | 35  | 35    | 0     | 37  | 37    | 0     | 19  | 19    |
| Study Abroad                   | 95    | 11  | 106   | 78    | 7   | 85    | 121   | 21  | 142   | 105   | 29  | 134   | 172   | 16  | 188   |
| Study Away                     | 0     | 0   | 0     | 19    | 4   | 23    | 23    | 0   | 23    | 34    | 2   | 36    | 63    | 0   | 63    |
| Spec. Location                 | 0     | 0   | 0     | 21    | 0   | 21    | 5     | 1   | 6     | 0     | 27  | 27    | 12    | 40  | 52    |
| Subtotals                      | 1,764 | 406 | 2,170 | 1,772 | 442 | 2,214 | 1,733 | 377 | 2,110 | 1,780 | 374 | 2,154 | 1,836 | 407 | 2,243 |
| <b>Total Course Enrollment</b> |       |     | 2,170 |       |     | 2,214 |       |     | 2,110 |       |     | 2,154 |       |     | 2,243 |

\*Data collected 1/22/10, 1/21/11, 1/20/12, 1/18/13, and 1/24/14. The data comes from Infoview Report: CRS SEC ENROLL by College

Online course enrollment represented nearly 65% of the overall winter term course enrollment in 2014. Study Away and Study Abroad had significant increases in 2014. Gordon Ford College of Business, College of Education & Behavioral Sciences, College of Health & Human Services and University College saw an increase in the Bowling Green campus enrollment, even with the increase in online.



# STUDENT TYPE HEAD COUNT COMPARISON



Data collected from infoview report: CPE Enrollment Summary on 1/22/10, 1/21/11, 1/20/12, 1/18/13 and 1/24/14. "Undergrad Other" encompasses post-baccalaureate, non-degree seeking, high school and Academy students.

|                                      | 2010         |              | 2011         |               | 2012         |              | 2013         |             | 2014         |
|--------------------------------------|--------------|--------------|--------------|---------------|--------------|--------------|--------------|-------------|--------------|
| FR-Freshmen                          | 124          | 17.7%        | 146          | -34.9%        | 95           | 29.5%        | 123          | 43.9%       | 177          |
| SO-Sophomore                         | 265          | -5.3%        | 251          | -2.0%         | 246          | -2.8%        | 239          | 11.7%       | 267          |
| JR-Junior                            | 390          | -2.6%        | 380          | -0.3%         | 379          | 0.5%         | 381          | -6.0%       | 358          |
| SR-Senior                            | 763          | -1.3%        | 753          | 4.4%          | 786          | 1.7%         | 799          | -0.3%       | 797          |
| P1-Post Baccalaureate Degree Seeking | 60           | -41.7%       | 35           | 17.1%         | 41           | 2.4%         | 42           | -38.1%      | 26           |
| P2/3-Post Baccalaureate Certificate  | 5            | 0.0%         | 5            | 0.0%          | 5            | -80.0%       | 1            | 300.0%      | 4            |
| UN-Undergrad Non Degree Seeking      | 23           | 13.0%        | 26           | 46.2%         | 38           | 15.8%        | 44           | 54.5%       | 68           |
| AJ-Academy Juniors                   | 57           | -29.8%       | 40           | 30.0%         | 52           | -25.0%       | 39           | 12.8%       | 44           |
| AS-Academy Seniors                   | 26           | 84.6%        | 48           | -41.7%        | 28           | 32.1%        | 37           | -40.5%      | 22           |
| <b>Total UG</b>                      | <b>1,713</b> | <b>-1.7%</b> | <b>1,684</b> | <b>-0.8%</b>  | <b>1,670</b> | <b>2.1%</b>  | <b>1,705</b> | <b>3.4%</b> | <b>1,763</b> |
| MA-Master's Degree                   | 329          | 5.8%         | 348          | -9.2%         | 316          | -31.6%       | 216          | 3.7%        | 224          |
| GS-Specialist Student                | 7            | 14.3%        | 8            | -12.5%        | 7            | 14.3%        | 8            | 0.0%        | 8            |
| GN-Grad Non Degree Seeking           | 49           | -49.0%       | 25           | 52.0%         | 38           | 136.8%       | 90           | -13.3%      | 78           |
| R1-Rank I Student                    | 19           | -36.8%       | 12           | 0.0%          | 12           | -25.0%       | 9            | -66.7%      | 3            |
| R2-Rank II Student                   | 2            | 300.0%       | 8            | -50.0%        | 4            | -75.0%       | 1            | -100.0%     | 0            |
| DR-Doctoral Student                  | 10           | 200.0%       | 30           | -100.0%       | 0            | N/A          | 33           | 100.0%      | 66           |
| <b>Total GR</b>                      | <b>416</b>   | <b>3.6%</b>  | <b>431</b>   | <b>-12.5%</b> | <b>377</b>   | <b>-5.3%</b> | <b>357</b>   | <b>6.2%</b> | <b>379</b>   |
| <b>WKU Total Student Headcount</b>   | <b>2,129</b> | <b>-0.7%</b> | <b>2,115</b> | <b>-3.2%</b>  | <b>2,047</b> | <b>0.7%</b>  | <b>2,062</b> | <b>3.9%</b> | <b>2,142</b> |

| Student Frequencies                   | 2012        | 2013        | 2014        |
|---------------------------------------|-------------|-------------|-------------|
| Students who took 1 course:           | 95.4%       | 94.74%      | 96.29%      |
| Students who took 2 courses:          | 4.50%       | 5.21%       | 3.33%       |
| Students who took 3 courses:          | 0.05%       | 0.05%       | 0.39%       |
| <b>Overall Average Course/Student</b> | <b>1.03</b> | <b>1.04</b> | <b>1.05</b> |

# WINTER DATA BY COLLEGE

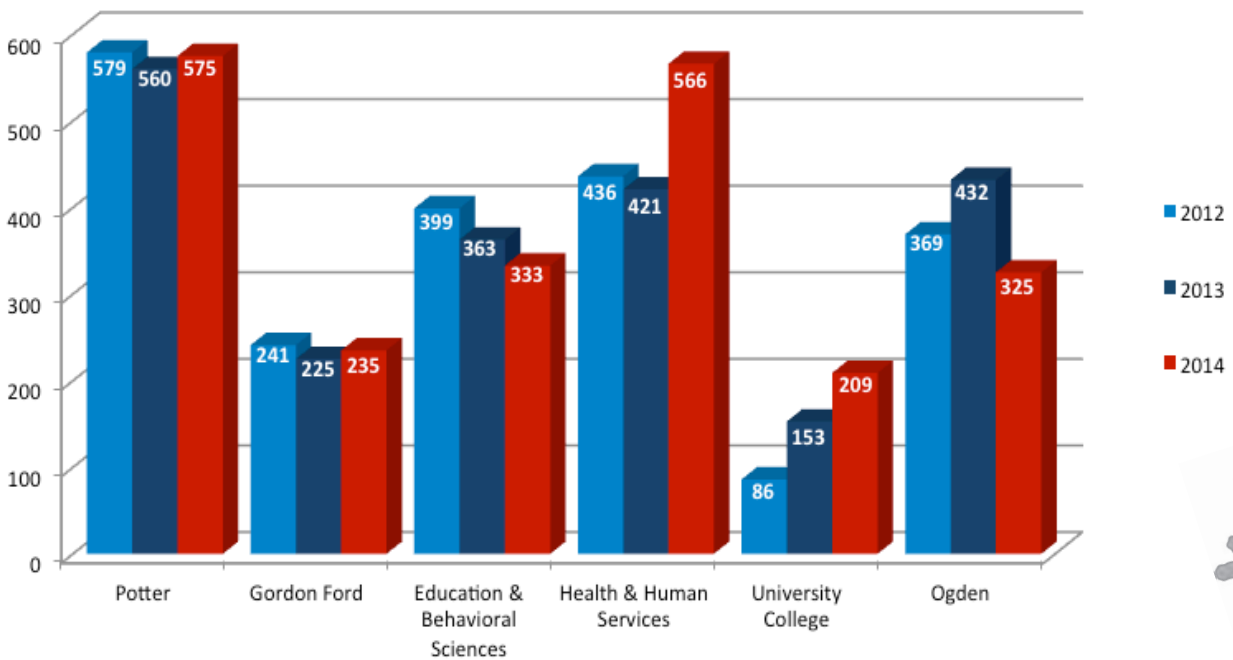
| Course Enrollment |             |             |             |             |             |
|-------------------|-------------|-------------|-------------|-------------|-------------|
| College           | 2012        |             | 2013        |             | 2014        |
| AR                | 579         | -3.3%       | 560         | 2.7%        | 575         |
| BU                | 241         | -6.6%       | 225         | 4.4%        | 235         |
| ED                | 399         | -9.0%       | 363         | -8.3%       | 333         |
| HH                | 436         | -3.4%       | 421         | 34.4%       | 566         |
| UC                | 86          | 77.9%       | 153         | 36.6%       | 209         |
| SC                | 369         | 17.1%       | 432         | -24.8%      | 325         |
| <b>Total</b>      | <b>2110</b> | <b>2.1%</b> | <b>2154</b> | <b>4.1%</b> | <b>2243</b> |

| Open Sections |            |             |            |             |            |
|---------------|------------|-------------|------------|-------------|------------|
| College       | 2012       |             | 2013       |             | 2014       |
| AR            | 62         | 14.5%       | 71         | 8.5%        | 77         |
| BU            | 28         | -21.4%      | 22         | -4.5%       | 21         |
| ED            | 55         | -10.9%      | 49         | 2.0%        | 50         |
| HH            | 54         | 7.4%        | 58         | 3.4%        | 60         |
| UC            | 15         | 60.0%       | 24         | 20.8%       | 29         |
| SC            | 46         | 8.7%        | 50         | -4.0%       | 48         |
| <b>Total</b>  | <b>260</b> | <b>5.4%</b> | <b>274</b> | <b>4.0%</b> | <b>285</b> |

| Sections with Enrollment |            |             |            |              |            |
|--------------------------|------------|-------------|------------|--------------|------------|
| College                  | 2012       |             | 2013       |              | 2014       |
| AR                       | 62         | 12.9%       | 70         | 4.3%         | 73         |
| BU                       | 23         | -4.3%       | 22         | -18.2%       | 18         |
| ED                       | 55         | -10.9%      | 49         | -2.0%        | 48         |
| HH                       | 53         | 9.4%        | 58         | 3.4%         | 60         |
| UC                       | 15         | 60.0%       | 24         | 16.7%        | 28         |
| SC                       | 44         | 9.1%        | 48         | -10.4%       | 43         |
| <b>Total</b>             | <b>252</b> | <b>7.5%</b> | <b>271</b> | <b>-0.4%</b> | <b>270</b> |

| Credit Hours by College |                |             |                |             |                |
|-------------------------|----------------|-------------|----------------|-------------|----------------|
| College                 | 2012           |             | 2013           |             | 2014           |
| AR                      | 1735.00        | -3.4%       | 1676.00        | 1.6%        | 1703.00        |
| BU                      | 723.00         | -6.9%       | 673.00         | 4.8%        | 705.00         |
| ED                      | 1150.00        | -10.7%      | 1027.00        | -12.6%      | 898.00         |
| HH                      | 1150.00        | -4.2%       | 1101.50        | 39.5%       | 1537.00        |
| UC                      | 258.00         | 81.4%       | 468.00         | 36.5%       | 639.00         |
| SC                      | 989.00         | 14.9%       | 1136.00        | -21.7%      | 890.00         |
| <b>Total</b>            | <b>6005.00</b> | <b>1.3%</b> | <b>6081.50</b> | <b>4.8%</b> | <b>6372.00</b> |

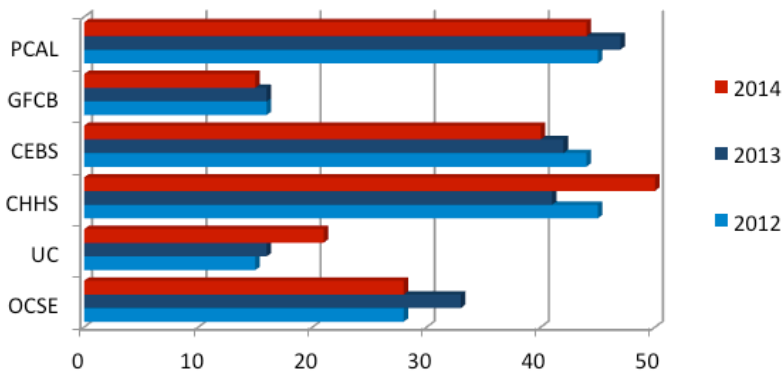
Data collected 1/20/12, 1/18/13 and 1/24/14 from infoview report: CRS SEC ENROLL by College Open Sections may have zero enrollment. This data includes all campuses, study abroad and cohort courses.



The College of Health & Human Services and University College accounted for several of the new courses offered in Winter Term 2014 which led to the significant increases of overall enrollment for those colleges.

# FACULTY STIPEND DATA BY COLLEGE

Number of Stipends

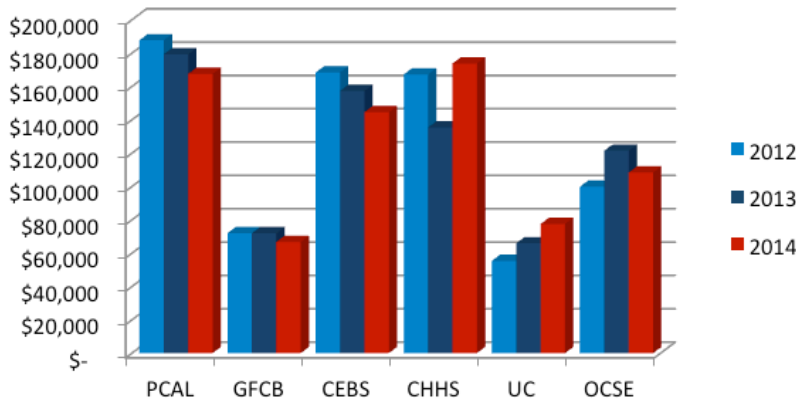


Full-time faculty stipend rates remained the same in 2014. The stipend for a full-time faculty member was \$1,500 per credit hour or \$4,500 for a three credit-hour class.

Part-time faculty rates, which increased in 2011, also remained the same in 2014. The amount for a three-credit hour class in Winter Term for a part-time faculty member is as follows:

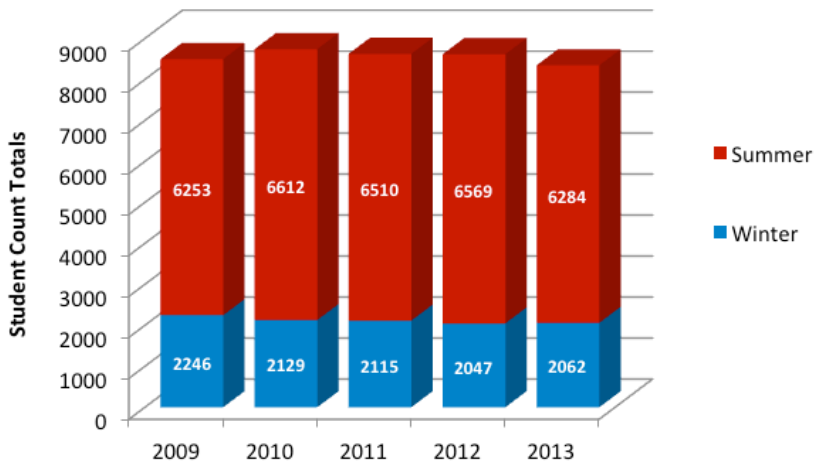
- Level 1: \$1,692**
- Level 2: \$1,840**
- Level 3: \$2,136**
- Level 4: \$2,280**

Stipend Amounts by College



For Winter Term 2014, there were 47 stipends adjusted down due to low enrollment. The high enrollment incentive was \$200 per credit hour for any course with 31 or more students. One instructor received the additional compensation for a high enrolled class.

Stipend data generated 1/24/14 and includes information from regional campuses and Cohort Programs. Fringe benefits are NOT included in these amounts.



Many students are taking both summer and winter courses in order to graduate sooner. In fact, 43% of the Winter Term 2013 students enrolled in a class in summer 2013.

Institutional Research confirmed that 75% of students who graduated from WKU in 4 years, took at least one summer or winter term course.

# WINTER TUITION RATES AROUND KENTUCKY

## WKU WINTER TERM *(January 6 - 24)*

|                 |          |
|-----------------|----------|
| UG Resident     | \$363.42 |
| UG Non-Resident | \$927    |
| UG Online       | \$445    |
| GR Resident     | \$490    |
| GR Non-Resident | \$640    |
| GR Online       | \$558    |

## UK WINTER INTERSESSION *(December 23 - January 14)*

|                                  |         |
|----------------------------------|---------|
| UG Resident (Lower Division)     | \$401   |
| UG Non-Resident (Upper Division) | \$413   |
| UG Non-Res (Lower Division)      | \$862   |
| UG Non-Res (Upper Division)      | \$874   |
| GR Resident                      | \$568   |
| GR Non-Resident                  | \$1,239 |



## NKU WINTER TERM *(December 15 - January 7)*

|                 |       |
|-----------------|-------|
| UG Resident     | \$337 |
| UG Non-Resident | \$674 |
| UG Online       | \$372 |
| GR Resident     | \$494 |
| GR Non-Resident | \$765 |
| GR Online       | \$534 |

# WINTER MARKETING PLAN

## WKU WINTER TERM 2014: AS UNIQUE AS YOU ARE

### Tactics Included:

- Booth at Welcome Back WKU
- Direct mail to freshmen parents
- Booth at New Faculty Orientation
- Brochures in Learning Centers around campus
- Winter ads on campus digital screens
- Ads in College Heights Herald and online
- Banners around campus
- Registration Rallies around campus
- Mass emails to students
- Emails to advisors
- Flyers (college specific) on campus



**WKU**  
Registration begins October 7  
Over 250 classes to choose from  
Housing and meal plans available  
Visit us online at:  
**wku.edu/plan/winter**



# APPENDIX

Winter Term Weekly Progress Report

Special Instructional Assignment Form

Correction Form

2014 Winter Term Course List



## Winter 2014 Weekly Report

### Winter Term Enrollment, Head Count, and Credit Hour Summary

1/24/2014

| College                            | Course Enrollments |              |             | Credit Hours    |                 |             |
|------------------------------------|--------------------|--------------|-------------|-----------------|-----------------|-------------|
|                                    | 2013               | 2014         | Difference  | 2013            | 2014            | Difference  |
| Potter College                     | 560                | 575          | 2.7%        | 1,676.00        | 1,703.00        | 1.6%        |
| College of Business                | 225                | 235          | 4.4%        | 673.00          | 705.00          | 4.8%        |
| College of Education               | 363                | 333          | -8.3%       | 1,027.00        | 898.00          | -12.6%      |
| College of Health & Human Services | 421                | 566          | 34.4%       | 1,101.50        | 1,537.00        | 39.5%       |
| University College                 | 153                | 209          | 36.6%       | 468.00          | 639.00          | 36.5%       |
| Ogden College                      | 432                | 325          | -24.8%      | 1,136.00        | 890.00          | -21.7%      |
| <b>Totals</b>                      | <b>2,154</b>       | <b>2,243</b> | <b>4.1%</b> | <b>6,081.50</b> | <b>6,372.00</b> | <b>4.8%</b> |

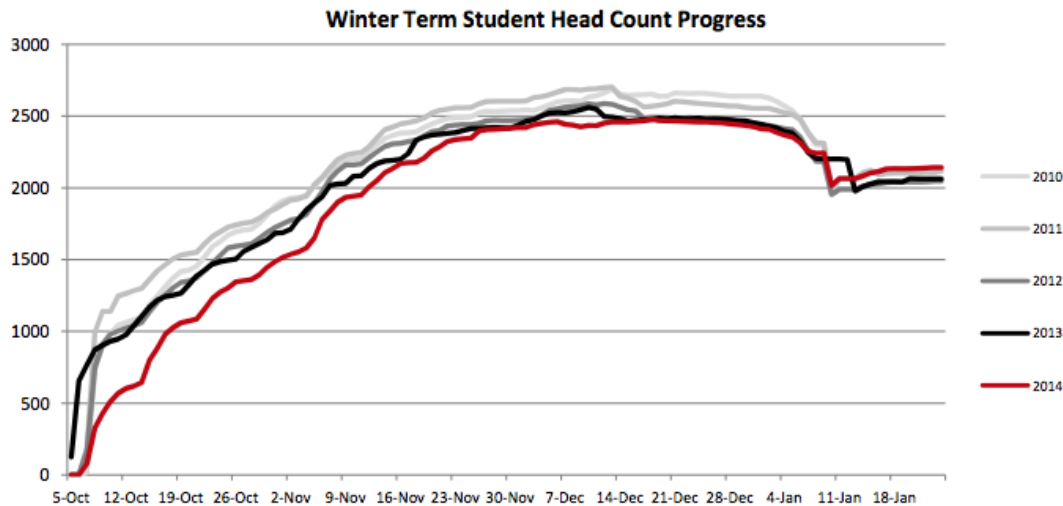
| Student Profile Information | Course Enrollments |       |            | Credit Hours |          |            |
|-----------------------------|--------------------|-------|------------|--------------|----------|------------|
|                             | 2013               | 2014  | Difference | 2013         | 2014     | Difference |
| Online                      | 1,313              | 1,446 | 10.1%      | 3,764.00     | 4,087.00 | 8.6%       |
| Study Abroad                | 134                | 188   | 40.3%      | 402.00       | 564.00   | 40.3%      |

| Head Count by Student Type |                                      | 2013         | 2014         | Difference   |             |
|----------------------------|--------------------------------------|--------------|--------------|--------------|-------------|
| UG                         | FRESHMEN                             | 123          | 177          | 54           | 43.9%       |
|                            | SOPHOMORES                           | 239          | 267          | 28           | 11.7%       |
|                            | JUNIORS                              | 381          | 358          | -23          | -6.0%       |
|                            | SENIORS                              | 799          | 797          | -2           | -0.3%       |
|                            | P1-POST BACCALAUREATE DEGREE SEEKING | 42           | 26           | -16          | -38.1%      |
|                            | P2-3                                 | 1            | 4            | 3            | 300.0%      |
|                            | UN-UNDERGRADUATE NON DEGREE SEEKING  | 44           | 68           | 24           | 54.5%       |
|                            | AJ-ACADEMY JUNIORS                   | 39           | 44           | 5            | 12.8%       |
|                            | AS-ACADEMY SENIORS                   | 37           | 22           | -15          | -40.5%      |
|                            | <b>UG Total</b>                      | <b>1,705</b> | <b>1,763</b> | <b>58</b>    | <b>3.4%</b> |
| GR                         | MASTERS DEGREE                       | 216          | 224          | 8            | 3.7%        |
|                            | GS-SPECIALIST STUDENT                | 8            | 8            | 0            | 0.0%        |
|                            | GN - GRADUATE NON DEGREE SEEKING     | 91           | 78           | -13          | -14.3%      |
|                            | RANK 1                               | 9            | 3            | -6           | -66.7%      |
| <b>GR Total</b>            | <b>357</b>                           | <b>379</b>   | <b>22</b>    | <b>6.2%</b>  |             |
| <b>Total Head Count</b>    | <b>2,062</b>                         | <b>2,142</b> | <b>80</b>    | <b>3.88%</b> |             |

\*These Student Type numbers are head count numbers, not course enrollments.

| # Sections Offered by College      | 2013       | 2014       | Difference |             |
|------------------------------------|------------|------------|------------|-------------|
| Potter College                     | 71         | 77         | 6          | 8.5%        |
| College of Business                | 22         | 20         | -2         | -9.1%       |
| College of Education               | 49         | 48         | -1         | -2.0%       |
| College of Health & Human Services | 58         | 60         | 2          | 3.4%        |
| University College                 | 24         | 29         | 5          | 20.8%       |
| Ogden College                      | 50         | 48         | -2         | -4.0%       |
| <b>Total Sections</b>              | <b>274</b> | <b>282</b> | <b>8</b>   | <b>2.9%</b> |

\*\*Dates for data are 1/18/13 and 1/24/14 (Census Dates).



Winter Term  
DELO  
ab



|        |        |                |         |                 |  |                      |
|--------|--------|----------------|---------|-----------------|--|----------------------|
| Term:  |        | Form Instance: |         |                 | Prepared by (WKUID) <input type="text"/> | Date                 |
| Pay ID | Amount | Index          | Account | Campus Location | Name:                                    | <input type="text"/> |
|        |        |                |         |                 | Phone:                                   | <input type="text"/> |



Office of the Provost and  
Vice-President for Academic Affairs

Terms of Employment for Special Instructional Assignments

**NOTE:** This form is to be completed for all PT Faculty Instructional Assignments and for FT Faculty Instructional Assignments for FT faculty teaching in summer. Do NOT complete this form unless a stipend is being paid for the assignment. Only **ONE Banner Index Number** can be reported on each individual form. Only **ONE Location** can be reported on each individual form. Only **ONE Part of Term** can be reported on each individual form.

| Employee Information          |                             |       |          |   |  |
|-------------------------------|-----------------------------|-------|----------|---|--|
| WKUID<br><input type="text"/> | Employee Name               |       |          |   |  |
| Home Address                  | City                        | State | Zip Code |   |  |
| Home Phone                    | Background Check Completed? |       |          | KTRS Retiree?<br><input type="checkbox"/> |  |

| Course Information   |  |              |                        |              |              |            |                           |                    |
|--|--|--------------|------------------------|--------------|--------------|------------|---------------------------|--------------------|
| On which campus will the courses listed below be taught? <input type="text"/>                                      |  |              |                        |              |              |            |                           |                    |
| Which Term? <input type="text"/> Part of Term <input type="text"/>   |  |              |                        |              |              |            |                           |                    |
| <b>NOTE:</b> If courses listed below are web-based or IVS, select the location from which the course is broadcast. |  |              |                        |              |              |            |                           |                    |
| CRN  | Course Subject, Number & Section   | Prev. Taught | Calculated WorkLoad    | Credit Hours | Part of Term | Web Class? | Level, Salary or Emeritus | Projected Stipend* |
| <input type="text"/>   |  |              |                        |              |              |            | <input type="text"/>      |                    |
|  | Course Title:  |              | Cohort or Dual Credit: |              |              | Campus:    |                           |                    |
|  | Department:  |              |                        |              |              |            |                           |                    |
|  | <input type="checkbox"/> I certify that this employee has the credentials needed to teach this course. |              |                        |              |              |            |                           |                    |
| <input type="text"/>   |  |              |                        |              |              |            | <input type="text"/>      |                    |
|  | Course Title:  |              | Cohort or Dual Credit: |              |              | Campus:    |                           |                    |
|  | Department:  |              |                        |              |              |            |                           |                    |
|  | <input type="checkbox"/> I certify that this employee has the credentials needed to teach this course. |              |                        |              |              |            |                           |                    |
| <input type="text"/>   |  |              |                        |              |              |            | <input type="text"/>      |                    |
|  | Course Title:  |              | Cohort or Dual Credit: |              |              | Campus:    |                           |                    |

|   |  |                        |  |  |   |  |  |
|---|--|------------------------|--|--|---|--|--|
| Department:   |  |                        |  |  |   |  |  |
| <input type="checkbox"/> I certify that this employee has the credentials needed to teach this course.  |  |                        |  |  |   |  |  |
|   |  |                        |  |  |   |  |  |
| Course Title:   |  | Cohort or Dual Credit: |  |  | Campus:   |  |  |
| Department:   |  |                        |  |  |   |  |  |
| <input type="checkbox"/> I certify that this employee has the credentials needed to teach this course.  |  |                        |  |  |   |  |  |
| Banner Index from which the courses listed will be paid: <input style="width:50px;" type="text"/>   |  |                        |  |  | Adjustment to the amount paid: <input style="width:50px;" type="text"/> |  |  |
| <p><b>Explanation:</b> Make general comments in the space below and/or provide an explanation for any amount listed in the "Adjustment" field above:</p> <div style="border: 1px solid black; height: 30px; width: 400px; margin: 10px auto;"></div>  |  |                        |  |  |   |  |  |
| Total amount paid for this Special Instructional Assignment:  |  |                        |  |  |   |  |  |
| <p><b>INSTRUCTORS:</b> This is to certify my agreement to teach the classes(es) indicated above according to the conditions and expectations of Western Kentucky University. I understand that the class(es) may be held, at the University's discretion, on Main Campus, at the South Campus and/or Regional Campus sites or other designated locations.</p> <p>*I agree to teach this course with the understanding that my stipend will be set according to the enrollment based stipend schedule as determined by my college. If more students enroll by the last add date, I understand that my stipend may be increased. If fewer students enroll by the last add date than the required minimum set by my college, I understand my stipend may be pro-rated.</p> |  |                        |  |  |   |  |  |
| <p><b>DEPARTMENT HEADS: PLEASE READ and CERTIFY:</b> I certify that the above named individual is fully qualified to teach the course(s) assigned. Enrollment must be at least <input style="width:50px;" type="text"/> for the course to be offered.</p>   |  |                        |  |  |   |  |  |

### Terms of Employment

1. The instructor agrees to abide by the rules and policies of the academic unit and the University set forth in official publications or announced by the Dean's office or the Provost and Vice President for Academic Affairs.
2. The instructor affirms that he/she is fully qualified and prepared to teach the courses assigned and that all representations in his/her vita, resume, or credentials are accurate. Normally, University full-time staff members are permitted to teach only one 3 credit hour class per term. Instructors who are retirees from Kentucky Teachers Retirement System (KTRS) shall not be employed to teach more than 12 semester hours per fiscal year (July 1 – June 30). Questions about the 12 hour teaching limit for KTRS retirees should be directed to the retirement section in the Department of Human Resources.
3. The instructor agrees to meet each scheduled class at the time and place assigned by the Dean or Department Head and to administer the final course examinations and any required course evaluations as scheduled. In the event of an unavoidable absence, the instructor will notify the Department Head in time to arrange a substitute or to cancel the class. The instructor agrees to make arrangements with students so that work missed due to class cancellations may be made up.
4. For Part-Time Faculty: The instructor agrees to meet, as needed, before classes begin with the Department for orientation (including discussion of guidelines and syllabus preparation, selection and use of textbooks and materials, examination schedules, and specific requirements). Instructors shall not be employed to teach more than 12 semester hours at the undergraduate level or 6 hours at the graduate level (with the exception of KTRS retirees).
5. Students are to be provided a complete copy of the class syllabus, course requirements and basis for grading during the first week of classes, and to be given written notice of all subsequent changes in the syllabus, course requirements, and basis for grading. The instructor also agrees to post the syllabus on TopNet. The University reserves the right to terminate part or all of the agreement (i.e., one or more courses) at any time with prorated payment for classes already met by the instructor. Reasons for termination of this contract include, but are not limited to: insufficient enrollment, failure to adhere to academic unit and University policies, or unsatisfactory performance. An instructor may appeal employment termination or take grievances regarding unfair conditions to the Department Head for review. Such appeals or grievances are subject to final review by the Dean of the academic unit or his/her designee. In non-departmentalized colleges, the initial review shall be by the Dean with final review by the Provost and Vice President for Academic Affairs. This contract confers no credit toward tenure or any right of re-employment. This contract represents the entire

agreement between the parties regarding this teaching assignment and supersedes all other understandings, written, or oral. I understand that by addressing this eSignature form to another party affiliated with WKU and clicking the Send button, I am providing my electronic signature to this document.


### Enrollment Based Stipend Schedule

For courses with high enrollment (31 or more students on the day after drop for non-payment), an additional \$200 per credit hour will be paid to the instructor.

## WKU eSignature Forms

[Main](#) | [Saved Forms](#) | [Sent Forms](#) | [Sent Forms Archive](#) | [Received Forms](#) | [Received Forms Archive](#) | [Email List](#) | [Log Off](#)

|   |                      |     |                      |
|---|----------------------|-----|----------------------|
| <b>Send to email address</b>  | <input type="text"/> | And | <input type="text"/> |
| <b>NOTE: Email addresses must include @wku.edu or @topper.wku.edu at the end.</b> |                      |     |                      |
| <b>Comment</b>  | <input type="text"/> |     |                      |
| <input type="button" value="Send"/> <input type="button" value="Save"/>           |                      |     |                      |

|  |        |                      |         |                 |  |                      |
|--|--------|----------------------|---------|-----------------|--|----------------------|
| <b>Term:</b>   |        | <b>Part of Term:</b> |         |                 | <b>Prepared by (WKUID)</b> <input type="text"/>                      | <b>Form #</b>        |
| Pay ID   | Amount | Index                | Account | Campus Location | Name: <input type="text"/>   | <input type="text"/> |
|  |        |                      |         |                 | Phone: <input type="text"/> Date: <input type="text"/>               |                      |
|   |        |                      |         |                 | <b>Office of the Provost and Vice-President for Academic Affairs</b> |                      |
| <b>Terms of Employment for Special Instructional Assignments</b><br><b>CORRECTION FORM</b><br><i>(Use this form to cancel stipends or make any changes to stipends already submitted on an SIA form)</i> |        |                      |         |                 |  |                      |

|                                   |                                    |                            |                               |
|-----------------------------------|------------------------------------|----------------------------|-------------------------------|
| <b>Employee Information</b>       |                                    |                            |                               |
| WKUID <input type="text"/>        | Employee Name <input type="text"/> |                            |                               |
| Home Address <input type="text"/> | City <input type="text"/>          | State <input type="text"/> | Zip Code <input type="text"/> |
| Home Phone <input type="text"/>   | Email Address <input type="text"/> |                            |                               |

|   |   |  |  |
|---|---|--|--|
| <b>Course Information</b>   |   |  |  |
| Which Term? <input type="text"/>  | Part of Term: <input type="text"/>        |  |  |
| Location: <input type="text"/>  | Banner Index: <input type="text"/>        |  |  |
| CRN: <input type="text"/>   | Calculated Workload: <input type="text"/> |  |  |
| Credit Hours: <input type="text"/>  |   |  |  |
| In the space below, provide an explanation of the correction that needs to be made: |   |  |  |
| <input type="text"/>  |   |  |  |

|   |                                     |
|---|-------------------------------------|
| <b>WKU eSignature Forms</b>   |                                     |
| <a href="#">Main</a>   <a href="#">Saved Forms</a>   <a href="#">Sent Forms</a>   <a href="#">Sent Forms Archive</a>   <a href="#">Received Forms</a>   <a href="#">Received Forms Archive</a>   <a href="#">Email List</a>   <a href="#">Log Off</a> |                                     |
| Send to email address <input type="text"/>  | And <input type="text"/>            |
| <b>NOTE: Email addresses must include @wku.edu or @topper.wku.edu at the end.</b>   |                                     |
| Comment <input type="text"/>  |                                     |
| <input type="button" value="Send"/>   | <input type="button" value="Save"/> |

# 2014 WINTER TERM COURSE LIST

| COURSE   | TITLE  | INSTRUCTOR(S)                                 |
|----------|--|---|
| ARC 401  | Chinese Language & Culture                   | Fischer, Paul                                 |
| ARC 499  | Senior Seminar                               | Samuels, Jeffrey                              |
| ART 106  | History of Art Since 1300                    | Jordan, Guy                                   |
| ART 240  | Drawing                                      | Nichols, Michael                              |
| ART 330  | Graphic Design                               | Tullis, Matthew                               |
| ART 490  | Special Problems: Digital Photo              | Simmons, Randall                              |
| ART 494  | Sem Art Mural Painting Italy                 | Fulton, Christopher                           |
| BCOM 481 | Prob Mass Communication: Thesis Film         | Newton, Travis                                |
| COMM 145 | Fundamentals of Speaking and Communication   | Elder, Charlotte; Meredith, Rita              |
| COMM 161 | Business and Professional Speaking           | McClanahan, Jessica                           |
| COMM 362 | Organizational Communication                 | Ishii, Kumi                                   |
| COMM 400 | Special Topics Communication                 | Schiess, Donna                                |
| COMM 463 | Australian Intercultural Communication       | Kong, Jie-Young                               |
| DANC 110 | Dance Appreciation                           | Brown, Clifton                                |
| DANC 360 | Dance in Culture                             | Clark, Amanda                                 |
| ENG 200  | Introduction Literature                      | Hunley, Thomas; Dill, Lesa; Hollyfield, Jerod |
| ENG 302  | Language/communication                       | Poole, Alexander                              |
| ENG 306  | Business Writing                             | Szerdahelyi, Judith                           |
| ENG 399  | Top Eng                                      | Rutledge, Jerry; Hovet, Theodore              |
| ENG 302  | Language/communication                       | Poole, Alexander                              |
| FILM 201 | Introduction to Cinema                       | White, Stephen                                |
| FLK 275  | Supernatural Folklore                        | Antonsen, Christopher                         |
| GERM 101 | German I: Fundamentale Communication         | Straubel, Timothy                             |
| HIST 120 | Western Civ Since 1648                       | Serafini, David                               |
| HIST 241 | United States Since 1865                     | Lucas, Marion                                 |
| HIST 307 | Middle Ages                                  | Weigel, Richard                               |
| JOUR 355 | Public Relations                             | Payne, Kenneth                                |
| MUS 119  | Jazz Appreciation                            | Scott, Marshall                               |
| MUS 120  | Music Appreciation                           | Bright, Jeffrey; Martin, John                 |
| MUS 314  | Comp Arts Elem Teach                         | Swanson, Robyn                                |
| PERF 261 | Pa Pract: NYC Theatre Showcase               | Moore, Tracey                                 |
| PHIL 102 | The Good and The Beautiful                   | Anton, Audrey                                 |
| PHIL 215 | Symbolic Logic                               | Schnee, Ian                                   |
| POP 399  | Spec Topics in Pop Culture                   | Hovet, Theodore                               |
| PS 110   | American National Government                 | Boden, Daniel                                 |
| PS 250   | International Politics                       | Kiasatpour, Soleiman                          |
| PS 304   | State Government                             | Turner, Joel                                  |
| PS 435   | Am Political Thought                         | Kash, Jeffrey                                 |
| PS 549   | Sem/prob in Public Administration            | Gordon, Victoria                              |
| PS 580   | Independent Directed Study                   | Gordon, Victoria                              |
| RUSS 201 | Intermediate Russian I                       | Myakshina, Ekaterina                          |
| SOCL 100 | Introductory Sociology                       | Musalia, John                                 |
| SOCL 300 | Using Statistics in Sociology                | Faine, John                                   |
| SOCL 324 | Sociology of Sport                           | Kanan, James                                  |
| SOCL 330 | Criminology                                  | Trojan, Carrie                                |
| SOCL 342 | Aging in Society                             | Krull, Amy                                    |
| SOCL 345 | Sociology of Popular Music                   | Groce, Stephen                                |
| SOCL 360 | Rural & Urban Communities                    | Lovell, Donielle                              |
| SOCL 439 | Internship in Criminology                    | Drummond, Holli                               |
| SOCL 499 | Senior Seminar                               | Smith, Douglas                                |
| SOCL 547 | Life-Course Criminology                      | Daday, Gerhard                                |
| SPAN 101 | Elem Spanish I                               | Eagle, Susan                                  |
| SPAN 102 | Elem Spanish II                              | Davis, Susann; Amador Medina, Melba           |
| THEA 151 | Theatre Appreciation: NYC Theatre & Broadway | Brown, James                                  |
| THEA 375 | Topics in Drama: NYC Theatre & Broadway      | Young, David                                  |

**COURSE**

**ECON 202**  
**ECON 203**  
**ECON 206**  
**ECON 300**  
**ECON 410**  
**ECON 598**  
**FIN 350**  
**MGT 200**  
**MGT 210**  
**MGT 305**  
**MGT 311**  
**MGT 313**  
**MGT 361**  
**MKT 220**  
**MKT 323**  
**MKT 325**  
**MKT 329**  
**MKT 491**

**TITLE**

Prin Economics - Micro  
Prin Economics - Macro  
Statistics  
Money & Banking  
Economics of Australia  
Real Estate Economics  
Risk Mgt/Insurance  
Legal Environment of Business  
Organization and Management  
Critical Thinking in Management  
Human Resource Management  
Decision Modeling  
Business Communication Fundamentals  
Basic Marketing Concepts  
Services Marketing  
Personal Selling  
Business to Business Marketing  
Marketing Study Abroad

**INSTRUCTOR(S)**

Zimmer, David  
Strow, Claudia  
Lebedinsky, Alexander  
Beckworth, David  
Strow, Brian; Wilson, Dennis  
Goff, Brian  
Chhachhi, Indudeep  
Sullivan, Brian  
Potter, Paula  
Spiller, Michael  
Coder, LeAnne  
Mohamed, Zubair  
Cosby, Dana  
Martin, Craig  
Gardner, Mary  
Forbes, Lukas  
Todd, Patricia  
Shannon, James

**COURSE**

**AFAM 190**  
**BIO 275C**  
**BUS 249C**  
**BUS 257C**  
**DMA 055C**  
**DMA 096C**  
**DRDG 080C**  
**ECO 203C**  
**ENGL 100C**  
**ENGL 200C**  
**FOLK 280C**  
**GERO 100**  
**GERO 485**  
**GWS 470**  
**HIS 119C**  
**HIS 120C**  
**HMDT 111C**  
**HON 300**  
**ICSR 570**  
**ICSR 579**  
**LEAD 200**  
**LEAD 475**  
**LEAD 500**  
**LEAD 600**  
**PSYC 100C**  
**SPN 102C**

**TITLE**

African American Experience  
Human Pathophysiology  
Employee Benefits Programs  
Management Human Resources  
Basic Algebra Skills  
Intermediate Algebra  
College Reading Strategies  
Prin Economics-Macro  
Intro to College Writing  
Intro to Literature  
Cultural Diversity in the US  
Intro to the Aging Experience  
HON: Seminar in Gerontology  
HON: Amazon: Community Place  
Western Civ to 1648  
Western Civ Since 1648  
Human Nutrition  
HON: Colloquia  
Amazon: Community Place  
Grant Writing Project Amazonas  
Intro to Leadership Studies  
Adaptive Leadership  
Effective Leadership Studies  
Capstone Leadership Experience  
Psychology  
Elementary Spanish II

**INSTRUCTOR(S)**

Foster, Lloren  
Emberton-Tinius, Dana  
Ghezal, Said  
Mitchell, Ronald  
Hunt, Richard  
Hollis, Michele  
Sholar, Elizabeth  
Staynings, Mark  
Heintzman, Anne  
Thompson, Megan  
Miller, James  
Fitzgerald, Kelly  
Bradley, Dana  
Olmsted, Jane  
Borders, Charles  
Word, Jonathan  
Graham, Christabell  
Schell, John; Rutledge, Jerry; He, Jianjun; Coffey, David  
Olmsted, Jane  
Olmsted, Jane  
Baker, John  
Chace, Sarah  
Ehresman, Cindy  
Speer, Nevil  
Hollis, Quentin  
Sunkin, Francesca

**COURSE****TITLE****INSTRUCTOR(S)**

|                  |  |   |
|------------------|--|---|
| <b>ADED 510</b>  | Introduction to Adult Education            | Berger, James                               |
| <b>CNS 581</b>   | International Student Services             | Hughey, Aaron                               |
| <b>CNS 653</b>   | Brief Counseling                           | Sauerheber, Jill Duba                       |
| <b>CNS 669</b>   | Expressive Art in Counseling               | Bratton, Imelda                             |
| <b>CNS 710</b>   | Leadership/stress Management               | Stickle, Fred                               |
| <b>EDLD 710</b>  | Leadership Theories and Ethics             | Keaster, Richard                            |
| <b>EDLD 795</b>  | Advanced Topics Ed Leadership              | Burch, Barbara; Norman, Antony              |
| <b>EDLD 796</b>  | International Ed Leadership                | Gandy, Stephanie; Capps, H.; Norman, Antony |
| <b>EDLD 798</b>  | Int/admin & Supervision                    | Norman, Antony                              |
| <b>EDU 250</b>   | Intro to Teach Ed                          | Pierce, Judy                                |
| <b>ELED 345</b>  | Teaching Strategies I                      | West, Andrew                                |
| <b>IECE 423G</b> | Inter Low Incid Disabilities               | Adams, Henrietta                            |
| <b>LME 318</b>   | Children's Literature                      | Paganelli, Andrea                           |
| <b>LME 518</b>   | Adv Children's Literature                  | Fiehn, Barbara                              |
| <b>LME 550</b>   | Emerging Tech in Education                 | Maxwell, Margaret                           |
| <b>LTCY 518</b>  | Literacy Learning and Technology           | Suzuki, Tadayuki                            |
| <b>PSY 100</b>   | Intro Psy                                  | Clayton, Krisstal                           |
| <b>PSY 199</b>   | Development Psy                            | Pfohl, Virginia                             |
| <b>PSY 250</b>   | Adjustment and Personal Growth             | Graves, Mark                                |
| <b>PSY 310</b>   | Educational Psy                            | Talley, Ronda                               |
| <b>PSY 350</b>   | Social Psychology                          | Pope-Tarrence, Jacqueline                   |
| <b>PSY 371</b>   | Psy/sales Behavior                         | Wichman, Aaron                              |
| <b>PSY 405</b>   | Cognitive Psy                              | Shake, Matthew                              |
| <b>PSY 412</b>   | Psy Motiv/emot                             | Duffin, Lisa                                |
| <b>PSY 421</b>   | Early Adolescence                          | White, Margaret                             |
| <b>PSY 423</b>   | Psy Adult/aging                            | Mienaltowski, Andrew                        |
| <b>PSY 430</b>   | Psy of Women                               | Braush, Amy                                 |
| <b>PSY 510</b>   | Advanced Ed Psy                            | Derryberry, Pitt                            |
| <b>PSY 541</b>   | Profession Issues/ethics                   | Grieve, Frederick; Myers, Carl              |
| <b>SPED 330</b>  | Intro Excep Education Div in Learning      | Knotts, Jema                                |
| <b>SPED 532</b>  | Families, Prof & Exceptional I             | Chandler, Wanda                             |
| <b>SPED 533</b>  | Curriculum for Learning Behavior Disorders | Kirby, Elizabeth                            |
| <b>SPED 630</b>  | Special Education Law & Finance            | Atwell, Nedra                               |
| <b>TCHL 500</b>  | Foundations Teacher Leadership             | Murley, Lisa                                |
| <b>TCHL 520</b>  | Principles Action Research                 | Pereira, Nielsen                            |
| <b>TCHL 530</b>  | Curriculum Development                     | Huss, Jeanine                               |
| <b>TCHL 540</b>  | Instructional Strategies                   | Jukes, Pamela                               |
| <b>TCHL 544</b>  | Equitable Schools                          | Jukes, Pamela                               |
| <b>TCHL 548</b>  | Managing Learning Environment              | Jukes, Pamela                               |
| <b>TCHL 550</b>  | Assess I: Fundamentals                     | Stobaugh, Rebecca                           |
| <b>TCHL 554</b>  | Assess II: Standard Testing                | Stobaugh, Rebecca                           |
| <b>TCHL 558</b>  | Assess III: Classroom Tests                | Stobaugh, Rebecca                           |



**COURSE**

**TITLE**

**INSTRUCTOR(S)**

|                 |  |                                |
|-----------------|--|--------------------------------|
| <b>AH 290</b>   | Medical Terminology                              | Hunt-Shepherd, Janice          |
| <b>CD 589</b>   | Spec Topics Communication Dis                    | Green, Kimberly                |
| <b>DH 115</b>   | Independent Clinical Study                       | Dean, Terry                    |
| <b>DH 360</b>   | HON: Ihhslp                                      | Evans, Joseph                  |
| <b>DPT 715</b>  | Patient Care Techniques                          | Neelly, Kurt                   |
| <b>ENV 280</b>  | Intro/environmental Science                      | Golla, Vijay                   |
| <b>EXS 122</b>  | Foundations of Kinesiology                       | Hey, Donna                     |
| <b>EXS 313</b>  | Motor Learning and Control                       | Arnett, Scott                  |
| <b>EXS 324</b>  | Meas & Eval in Kinesiology                       | Evans, Gina                    |
| <b>FACS 311</b> | Family Relations                                 | West, Adam                     |
| <b>FACS 494</b> | Parenting Strategies                             | Haynes-Lawrence, Darbi         |
| <b>FACS 575</b> | Independent Study Cfs                            | Sikora, Doris                  |
| <b>HCA 347</b>  | International Health Care                        | Mkanta, William                |
| <b>HCA 401</b>  | Fund Health Financial Management                 | Ellis-Griffith, Gregory        |
| <b>HCA 541</b>  | Strategic Management & Marketing Health Services | Fan, Frank                     |
| <b>HMD 368</b>  | Dietary & Herbal Supplements                     | Sikora, Doris                  |
| <b>IDFM 431</b> | Clothing & Human Behavior                        | Shivel, Deborah                |
| <b>NUR 104</b>  | Calculations for Nursing                         | Moore, Lora                    |
| <b>NUR 150</b>  | LPN to RN Transition                             | Green, Mary                    |
| <b>NURS 317</b> | International Comm Health & Service Learning     | Gullett, Martha                |
| <b>NURS 415</b> | Complementary Health Care                        | Wright, Dawn; Link, Kimberly   |
| <b>NURS 451</b> | Gerontological Nursing                           | Abell, Cathy                   |
| <b>PE 100</b>   | Life Fitness/wellness                            | Lane, Tracy                    |
| <b>PE 101</b>   | Hiking   | Stenger-Ramsey, Tammie         |
| <b>PE 310</b>   | Kinesiology                                      | Esslinger, F.                  |
| <b>PE 311</b>   | Excercise Physiology                             | Schafer, Mark                  |
| <b>PE 313</b>   | Motor Development                                | Esslinger, Keri                |
| <b>PE 341</b>   | Basketball Coaching                              | Hey, William                   |
| <b>PE 354</b>   | PE/Elementary Schools                            | Whitlock, Sharon               |
| <b>PH 165</b>   | Drug Abuse                                       | Watkins, Cecilia               |
| <b>PH 365</b>   | Human Sexuality                                  | Kim, Jae                       |
| <b>PH 383</b>   | Biostatistics/Health Science                     | Lartey, Grace                  |
| <b>PH 456</b>   | Belize Intern Hs Learning                        | Iyiebuniwe, Emmanuel           |
| <b>PH 520</b>   | Biostatistics                                    | Farrell, Colin                 |
| <b>PH 582</b>   | Epidemiology                                     | Gardner, Marilyn               |
| <b>REC 220</b>  | Understanding Nonprofit Sector                   | Poff, Raymond                  |
| <b>REC 426</b>  | Facility Planning & Design                       | Gibson, Fred                   |
| <b>REC 482</b>  | Recreation Workshop- Wfr                         | Spencer, Steven                |
| <b>RSA 515</b>  | Recreation Sport Facility Development            | Stinnett, Thomas               |
| <b>RSA 519</b>  | Fiscal Practices in Recreation                   | Deere, Randall                 |
| <b>SPM 200</b>  | Intro to Sport Management                        | Obee, Terry                    |
| <b>SPM 300</b>  | Public Policy in Sport                           | Smith, James                   |
| <b>SPM 310</b>  | Sport Ethics & Morals                            | Upright, Paula                 |
| <b>SPM 456</b>  | Adv Studies in Sport                             | Oregon, Evelyn                 |
| <b>SWRK 101</b> | Fundamentals of Human Services                   | Peeler, Janelle                |
| <b>SWRK 490</b> | Special Topics                                   | Mallinger, Gayle; Bruce, LeAnn |
| <b>SWRK 573</b> | Assess Case Management Child Sex Abuse           | May, James                     |
| <b>SWRK 574</b> | Enhance Safety & Perm Children                   | Gibson, Allison                |
| <b>SWRK 695</b> | Special Topics                                   | Bruce, LeAnn; Cappiccie, Amy   |

**COURSE**

**TITLE**

**INSTRUCTOR(S)**

|          |                                     |                              |
|----------|-------------------------------------|------------------------------|
| AGEC 366 | Agriculture Sales/Service           | Scudder, Cris                |
| AGRI 108 | Rural Sociology                     | Kingery, Thomas              |
| AGRI 475 | Sus & Food Dev in Ecuador           | Coffey, David                |
| AGRO 475 | Genetically Modified Organisms      | Gonzales, Linda              |
| AMS 310  | Work Design/ergonomics              | Jahan, Muhammad              |
| AMS 333  | Instructional Media and Curriculum  | Askins, Kenneth              |
| AMS 371  | Quality Assurance                   | Khouryieh, Hanna             |
| AMS 390  | Project Management                  | Khalafallah, Ahmed           |
| AMS 398  | Internship I                        | Arbuckle, Gregory            |
| AMS 430  | Technology Management/Team Building | Jackson, Daniel              |
| ASTR 108 | Descriptive Astronomy               | Tyler, Rico                  |
| BIOL 113 | General Biology                     | McDaniel, Kerrie             |
| BIOL 114 | General Biology Lab                 | McDaniel, Kerrie             |
| BIOL 120 | Biol Conc Cells Metab Genetics      | Smith, Michael               |
| BIOL 122 | Biol Conc Evol Div Ecol             | Grubbs, Scott                |
| BIOL 123 | Lab Biol Conc Evol Div Ecol         | Grubbs, Scott                |
| BIOL 207 | General Microbiology                | Sharma, Nilesh               |
| BIOL 224 | Animal Biology & Diversity          | Lienesch, Philip             |
| BIOL 225 | Lab Animal Biology & Diversity      | Lienesch, Philip             |
| BIOL 317 | Plant Pathology                     | Rowland, Naomi               |
| BIOL 399 | HON: Research Prob/Biology          | Schulte, Bruce               |
| BIOL 446 | Biochemistry I                      | Emani, Chandrakanth          |
| BIOL 485 | HON: Medicine in Kenya              | Rice, Nancy; Philips, Thomas |
| BIOL 519 | International Wildlife Management   | Stokes, Michael              |
| CE 475   | Total Immersion Floodplain          | Campbell, Warren             |
| CHEM 101 | Intro Chemistry                     | Burris, Stuart               |
| CHEM 116 | Intro to College Chemistry          | Maddox, Jeremy               |
| CHEM 120 | College Chemistry I                 | Snyder, Chad                 |
| EM 222   | WKU Statistics                      | Palmquist, Shane             |
| GEOG 110 | World Regional Geography            | Yan, Jun                     |
| GEOG 121 | Meteorology                         | Durkee, Joshua               |
| GEOG 360 | Geography in America                | Blackburn, William           |
| GEOG 451 | Geography of Kentucky               | Nemon, Amy                   |
| GEOG 475 | Geographic Exploration of Hawaii    | Greunke, Erin                |
| GEOL 399 | Prop Kimberlite/white Mtn Wy        | Wulff, Andrew                |
| GEOS 510 | Geographic Exploration of Hawaii    | Keeling, David               |
| HORT 209 | Introduction to Floral Design       | Dennis, Roger                |
| PHYS 101 | Environmental Phys in Hawaii        | Kintzel, Edward              |
| PHYS 399 | Environmental Phys in Hawaii        | Kintzel, Edward              |





**JANUARY 2014**

**wku.edu/winter | (270) 745-2478**